



APMG Plastic's fume cupboard fume scrubber is the **only unit on the market to have been independently tested by MCERTS\* accredited personnel**. The **fume scrubbing efficiency exceeded 99.8%** when tested across a range of contaminant gas concentrations, exceeding those encountered in normal fume cupboard operation.

Constructed from 9 mm corrosion resistant polypropylene, it has a specific packing surface area of  $209 \text{ m}^2/\text{m}^3$ . The co-current and counter-current gas scrubbing technologies effectively treat contaminants twice.

See the [website](#) for more detail.

\*MCERTS is the Environment Agency's Monitoring Certification Scheme

### High-efficiency fume scrubber

- High liquid hold-up for high absorption efficiencies, especially where reaction rates are slow
- Polypropylene Pall ring packing for two-phase contact and distribution
- Total packing depth of 2.5 m
- Vane-type mist eliminator for removal of droplets prior to discharge to atmosphere
- Built-in sump tank - internal weirs prevent stagnant liquor - automatic fill valve maintains a constant level
- Polypropylene seal-less magnetic drive recirculation pump, recirc PVC pipework and control valves mounted external to bunded sump for easy access
- External or internal mounting flexibility

### Optional automated chemical dosing system

- Wall mounted solenoid driven pH dosing pump with digital interface, capable of constant or proportional dosing
- In-line pH probe
- Chemical suction lance with foot valve, strainer and float switch
- Chemical injector
- Interconnecting suction / discharge pipework

### One-stop safe fume removal

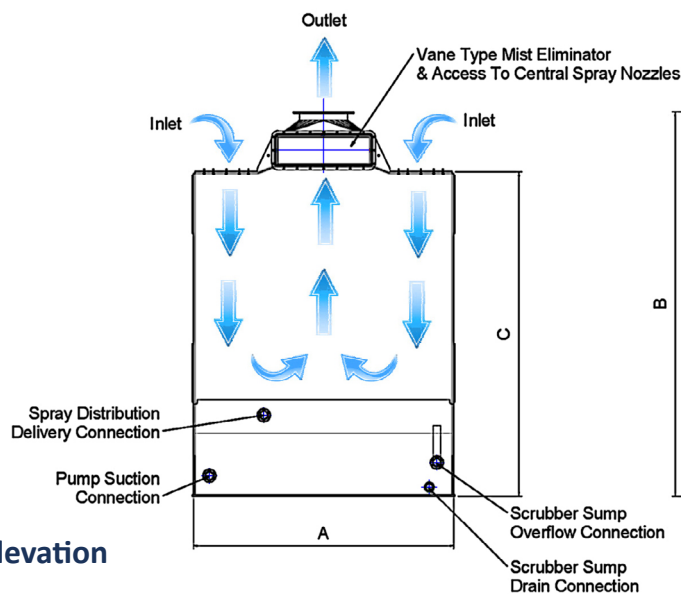
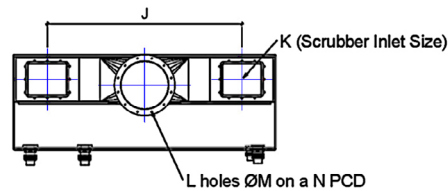
- In-house design and manufacture of fume cupboards and fume scrubbers, VSD plastic extract fans for corrosive fumes, interconnecting plastic ductwork and discharge stacks
- Options for bespoke control panels to suit application
- Highly skilled service engineers install, commission, service

# Fume Cupboard Fume Scrubber

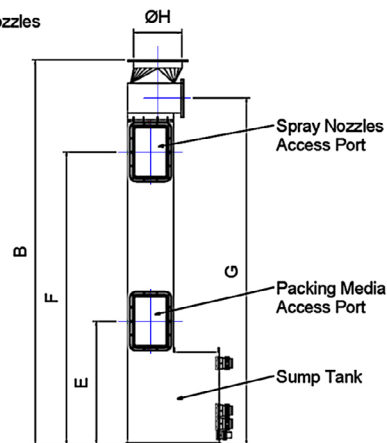
## Rear Mounted Fume Scrubber

Packing surface area	Unit	1200	1500	1800	2000
Volume capacity	m <sup>3</sup> /sec	0.24	0.31	0.39	0.44
Scrubber body depth	mm	300	300	300	300
Pressure drop	Pa	830	830	830	830
Packing surface area	m <sup>2</sup>	66.7	87.6	108.7	122.7
Dry Weight	kilos	112	140	168	187
Working weight (approximate)	kilos	338	434	530	595

### Plan



Front Elevation



Side Elevation

All Dimensions are in millimetres

## Rear Mounted Fume Scrubber Data Table

Size mm	A	B	C	D	E	F	G	H	J	K	L	M	N
1200	940	2500	2109	600	800	1900	2250	Ø200	696	Ø160	8	10	245
1500	1200	2500	2109	600	800	1900	2250	Ø250	900	Ø200	12	10	290
1800	1510	2500	2109	600	800	1900	2250	Ø250	1124	Ø200	12	10	290
2000	1700	2500	2109	600	800	1900	2250	Ø315	1270	250x200	12	10	360